



SPORTRAK

CAR TIRES

2023.10



SPORTRAK TIRE CO.,LTD

ADD: Shandong Highspeed West Coast Center, No.877 Lijiang West Road, Huangdao District, Qingdao, China.
Tel: 86-532-68972573 86-532-68979879 86-532-68972261
Email: info@sportraktire.com web: www.sportraktire.com www.81tyre-exp.com





**GOOD TIRES JUST CHOOSE
SPORTRAK BRAND**

ENTERPRISE INTRODUCTION

SPORTRAK TIRE CO., LTD. is located in the west coast of Qingdao City, close to Qingdao seaport, with extremely convenient transportation. We're dominated by raw materials production, formula design, technology research and development as well as tire production and sales, integrated international trade and logistics distribution.

With modern professional production lines, our annual output for truck/bus tires is 5 million pieces and 12 million pieces for car tires. Moreover, we cooperate with natural rubber processing plant in Thailand, which can ensure the stable quality and delivery of rubber for tire production.

We now own one national tire laboratory certified by CNAS, the world advanced disposable mixing method has obtained the national technology award; the advanced VMI molding machines and other main manufacturing machines and testing equipments are imported from Europe and Japan, moreover we'd adopted the NANO green technology during the manufacturing

In 2021, the Cross-border E-commerce Logistics Center, which is affiliated with Sportrak Tire Co., Ltd., was officially built in the Qingdao Free Trade Zone. It has a bonded warehouse of 29076m² and a non-bonded warehouse of 15016m², which is only 10km away to the Qingdao seaport. The daily loading and unloading of the main export tires reaches to 50*40HQ, FCL and LCL can be easily carried out at the same time.

Our tires "**SPORTRAK**" and "**SUPERWAY**" brands, with highly warranty quality and more competitive prices, which have been well sold in more than 100 countries and regions such as Southeast Asia, North America, Europe, Middle East, Africa, South America etc....

We sincerely hope our tires would bring our partners and customers more benefits, with our perfect passion and service.

20⁺ More than 20 years tires experience	100⁺ More than 100 countries and regions	550⁺ More than 550 tire sizes	5000000⁺ More than 5 million tires exported annually
---	--	--	--

SINCERELY HOPE TO ESTABLISH A LONG-TERM AND
MUTUALLY BENEFICIAL COOPERATIVE RELATIONSHIP WITH YOU





SPORTTRAK CAR TIRES

SPORTTRAK CAR TIRES

FEEL FREE TO CHOOSE

- Advanced European Technology
- Green environmental protection concept
- Excellent quality with cost-effective price





GOOD TIRES JUST CHOOSE SPORTRAK BRAND

SP703

COMMERCIAL TIRE VAN



Performance Test



SIZE	LOAD INDEX & SPEED RATING	O.D (MM)	S.W (MM)	STANDARD RIM	U.T.Q.G
5.00R12C	83/81P-8PR	568	143	3.50B	
5.50R13LT	88/84P-8PR	620	160	4.00B	

SP701

COMMERCIAL TIRE VAN



Performance Test



SIZE	LOAD INDEX & SPEED RATING	O.D (MM)	S.W (MM)	STANDARD RIM	U.T.Q.G
155R12C	88/86N-8PR	553	157	4.50B	

SP711

ALL SEASON HP TIRE



Performance Test



SIZE	LOAD INDEX & SPEED RATING	O.D (MM)	S.W (MM)	STANDARD RIM	U.T.Q.G
145/70R12	69Q	509.00	150.00	4.50B	

SP702

COMMERCIAL TIRE VAN



Performance Test



SIZE	LOAD INDEX & SPEED RATING	O.D (MM)	S.W (MM)	STANDARD RIM	U.T.Q.G
185R14C	102/100Q-8PR	650	188	5 1/2 J	
195R14C	105/103Q-8PR	666	198	5 1/2 J	
185R15C	98/97Q-6PR	677	189	5 1/2 J	
195R15C	106/104-8PRQ	693	196	5 1/2 J	

SP712

ALL SEASON HP TIRE



Performance Test



SIZE	LOAD INDEX & SPEED RATING	O.D (MM)	S.W (MM)	STANDARD RIM	U.T.Q.G
155/70R12	73Q	523	157	4.50B	



SP716

ALL SEASON HP TIRE



Criss-cross grooves design

Criss-cross grooves design enhance water evacuation, effectively prevent tire lateral slip on wet road.



Centre wide ribs design

Central rib combined with horizontal grooves provides nice stability, excellent acceleration and brake performance at high speed.



Performance Test



SIZE	LOAD INDEX & SPEED RATING	O.D (MM)	S.W (MM)	STANDARD RIM	U.T.Q.G				
155/65R13	73T	532	157	4½J	380AA	—			
155/70R13	75T	548	157	4½J	380AA	—			
155/80R13	79T	578	157	4½J	380AA	E	C	70dB	(C1)
165/65R13	77T/77H	544	170	5J	380AA	—			
165/70R13	79T/79H	562	170	5J	380AA	E	C	70dB	(C1)
165/80R13	83T	594	165	4½J	380AA	C	C	70dB	(C1)
175/60R13	77H	540	177	5J	380AA	E	C	70dB	(C1)
175/70R13	82T/82H	576	177	5J	380AA	E	C	70dB	(C1)
185/70R13	86T/86H	590	189	5½J	380AA	—			
155/65R14	75T/75H	558	157	4½J	380AA	—			
165/60R14	75T/75H	554	170	5J	380AA	—			
165/65R14	79H	570	170	5J	380AA	E	C	70dB	(C1)
165/70R14	81T	588	170	5J	380AA	—			
175/65R14	82T/82H	584	177	5J	380AA	E	C	70dB	(C1)
175/65R14	86T/86H XL	584	177	5J	380AA	—			
175/70R14	84T/84H	602	177	5J	380AA	E	C	70dB	(C1)
185/60R14	82H	578	189	5½J	380AA	E	C	70dB	(C1)
185/65R14	86T/86H	596	189	5½J	380AA	C	C	70dB	(C1)
185/70R14	88T/88H	616	189	5½J	380AA	C	C	70dB	(C1)
195/60R14	86H	590	201	6J	380AA	C	C	71dB	(C1)
195/65R14	89H	610	201	6J	380AA	C	C	71dB	(C1)
195/70R14	91T/91H	630	201	6J	380AA	C	C	71dB	(C1)
195/70R14	95H XL	630	201	6J	380AA	—			
195/75R14	92T/92H	648	196	5½J	380AA	—			
205/60R14	88H	602	209	6J	380AA	E	C	71dB	(C1)
205/70R14	98T XL	644	209	6J	380AA	B	C	72dB	(C1)
165/65R15	81T/81H	595	170	5J	380AA	—			
175/55R15	77T/77H	573	182	5½J	380AA	—			
175/60R15	81H	591	177	5J	380AA	E	C	70dB	(C1)
175/65R15	84H	609	177	5J	380AA	C	C	70dB	(C1)
185/55R15	82V	585	194	6J	380AA	E	C	70dB	(C1)
185/60R15	84H	603	189	5½J	380AA	C	C	70dB	(C1)
185/60R15	88H XL	603	189	5½J	380AA	C	C	70dB	(C1)
185/65R15	88T/88H	621	189	5½J	380AA	C	C	70dB	(C1)
195/50R15	82V	577	201	6J	380AA	E	C	71dB	(C1)
195/55R15	85V	595	201	6J	380AA	E	C	71dB	(C1)
195/60R15	88H/88V	615	201	6J	380AA	C	C	71dB	(C1)
195/65R15	91H/91V	635	201	6J	380AA	C	C	71dB	(C1)
195/70R15	97S XL	655	201	6J	380AA	—			
205/50R15	86V	587	214	6½J	380AA	—			
205/60R15	91H/91V	627	209	6J	380AA	—			
205/65R15	94H/91V	647	209	6J	380AA	C	C	71dB	(C1)
205/70R15	96H	669	209	6J	380AA	C	C	71dB	(C1)
215/65R15	100H XL	661	221	6½J	380AA	B	C	72dB	(C1)
215/65R15	96H	661	221	6½J	380AA	—			
215/70R15	98T	683	221	6½J	380AA	C	C	71dB	(C1)
225/60R15	96H	651	228	6½J	380AA	—			
225/70R15	100T/100H	697	228	6½J	380AA	C	C	71dB	(C1)
185/55R16	83H/83V	610	194	6J	380AA	—			
195/50R16	84H/84V	602	201	6J	380AA	E	C	71dB	(C1)
195/55R16	87H/87V	620	201	6J	380AA	C	C	71dB	(C1)
205/50ZR16	87W	612	214	6½J	380AA	C	C	71dB	(C1)
205/55R16	91V	632	214	6½J	380AA	—			
205/55ZR16	91W	632	214	6½J	380AA	C	C	71dB	(C1)
205/55ZR16	94W XL	632	214	6½J	380AA	—			
205/60R16	92H/92V	652	209	6J	380AA	C	C	71dB	(C1)
205/65R16	95V	672	209	6J	380AA	C	C	71dB	(C1)
215/55ZR16	97W XL	642	226	7J	380AA	B	C	72dB	(C1)
215/60R16	95H/95V	664	221	6½J	380AA	C	C	71dB	(C1)
215/65R16	98H	686	221	6½J	380AA	C	C	71dB	(C1)
215/70R16	100T/100H	708	221	6½J	380AA	—			
225/50ZR16	92W	632	233	7J	380AA	C	C	71dB	(C1)
225/50ZR16	96W XL	632	233	7J	380AA	B	C	72dB	(C1)
225/55ZR16	99W XL	654	233	7J	380AA	B	C	72dB	(C1)
225/60R16	98H	676	228	6½J	380AA	C	C	71dB	(C1)
225/60R16	102H XL	676	228	6½J	380AA	B	C	72dB	(C1)
225/70R16	103T/103H	722	228	6½J	380AA	—			



SP736/SP708/SP758

ALL SEASON HP TIRE



Performance Test



SIZE	LOAD INDEX & SPEED RATING	O.D (MM)	S.W (MM)	STANDARD RIM	U.T.Q.G			
155/65R13	73T	532	157	4½J	380AA	—		
155/70R13	75T	548	157	4½J	380AA	—		
155/80R13	79T	578	157	4½J	380AA	E	C	70dB (C1)
165/65R13	77T/77H	544	170	5J	380AA	—		
165/70R13	79T/79H	562	170	5J	380AA	E	C	70dB (C1)
165/80R13	83T	594	165	4½J	380AA	C	C	70dB (C1)
175/60R13	77H	540	177	5J	380AA	E	C	70dB (C1)
175/70R13	82T/82H	576	177	5J	380AA	E	C	70dB (C1)
185/70R13	86T/86H	590	189	5½J	380AA	—		
155/65R14	75T/75H	558	157	4½J	380AA	—		
165/60R14	75T/75H	554	170	5J	380AA	—		
165/65R14	79H	570	170	5J	380AA	E	C	70dB (C1)
165/70R14	81T	588	170	5J	380AA	—		
175/65R14	82T/82H	584	177	5J	380AA	E	C	70dB (C1)
175/65R14	86T/86H XL	584	177	5J	380AA	—		
175/70R14	84T/84H	602	177	5J	380AA	E	C	70dB (C1)
185/60R14	82H	578	189	5½J	380AA	E	C	70dB (C1)
185/65R14	86T/86H	596	189	5½J	380AA	C	C	70dB (C1)
185/70R14	88T/88H	616	189	5½J	380AA	C	C	70dB (C1)
195/60R14	86H	590	201	6J	380AA	C	C	71dB (C1)
195/65R14	89H	610	201	6J	380AA	C	C	71dB (C1)
195/70R14	91T/91H	630	201	6J	380AA	C	C	71dB (C1)
195/70R14	95H XL	630	201	6J	380AA	—		
195/75R14	92T/92H	648	196	5½J	380AA	—		
205/60R14	88H	602	209	6J	380AA	E	C	71dB (C1)
205/70R14	98T XL	644	209	6J	380AA	B	C	72dB (C1)
165/65R15	81T/81H	595	170	5J	380AA	—		
175/55R15	77T/77H	573	182	5½J	380AA	—		
175/60R15	81H	591	177	5J	380AA	E	C	70dB (C1)
175/65R15	84H	609	177	5J	380AA	C	C	70dB (C1)
185/55R15	82V	585	194	6J	380AA	E	C	70dB (C1)
185/60R15	84H	603	189	5½J	380AA	C	C	70dB (C1)
185/60R15	88H XL	603	189	5½J	380AA	C	C	70dB (C1)
185/65R15	88T/88H	621	189	5½J	380AA	C	C	70dB (C1)
195/50R15	82V	577	201	6J	380AA	E	C	71dB (C1)
195/55R15	85V	595	201	6J	380AA	E	C	71dB (C1)
195/60R15	88H/88V	615	201	6J	380AA	C	C	71dB (C1)
195/65R15	91H/91V	635	201	6J	380AA	C	C	71dB (C1)
195/70R15	97S XL	655	201	6J	380AA	—		
205/50R15	86V	587	214	6½J	380AA	—		
205/60R15	91H/91V	627	209	6J	380AA	—		
205/65R15	94H/91V	647	209	6J	380AA	C	C	71dB (C1)
205/70R15	96H	669	209	6J	380AA	C	C	71dB (C1)
215/65R15	100H XL	661	221	6½J	380AA	B	C	72dB (C1)
215/65R15	96H	661	221	6½J	380AA	—		
215/70R15	98T	683	221	6½J	380AA	C	C	71dB (C1)
225/60R15	96H	651	228	6½J	380AA	—		
225/70R15	100T/100H	697	228	6½J	380AA	C	C	71dB (C1)
185/55R16	83H/83V	610	194	6J	380AA	—		
195/50R16	84H/84V	602	201	6J	380AA	E	C	71dB (C1)
195/55R16	87H/87V	620	201	6J	380AA	C	C	71dB (C1)
205/50ZR16	87W	612	214	6½J	380AA	C	C	71dB (C1)
205/55R16	91V	632	214	6½J	380AA	—		
205/55ZR16	91W	632	214	6½J	380AA	C	C	71dB (C1)
205/55ZR16	94W XL	632	214	6½J	380AA	—		
205/60R16	92H/92V	652	209	6J	380AA	C	C	71dB (C1)
205/65R16	95V	672	209	6J	380AA	C	C	71dB (C1)
215/55ZR16	97W XL	642	226	7J	380AA	B	C	72dB (C1)
215/60R16	95H/95V	664	221	6½J	380AA	C	C	71dB (C1)
215/65R16	98H	686	221	6½J	380AA	C	C	71dB (C1)
215/70R16	100T/100H	708	221	6½J	380AA	—		
225/50ZR16	92W	632	233	7J	380AA	C	C	71dB (C1)
225/50ZR16	96W XL	632	233	7J	380AA	B	C	72dB (C1)
225/55ZR16	99W XL	654	233	7J	380AA	B	C	72dB (C1)
225/60R16	98H	676	228	6½J	380AA	C	C	71dB (C1)
225/60R16	102H XL	676	228	6½J	380AA	B	C	72dB (C1)
225/70R16	103T/103H	722	228	6½J	380AA	—		



SP726

UHP TIRE



Asymmetric tread design

four wide grooves design provide effective drainage and sufficient wet safety performance



Innovative technology

willow leaf shaped biomimetic tread block design adopting willow-shaped biomimetic pattern block design inside , effectively prevent abnormal wear of pattern block comers.together with "s" shaped on tread grooves , bring soft,silence and comfort



Performance Test



SIZE	LOAD INDEX & SPEED RATING	O.D (MM)	S.W (MM)	STANDARD RIM	U.T.Q.G	EUROPEAN	USA	NOISE	EUROPEAN
195/50R15	82V	577	201	6J	320AA	E	B	70dB	(C1)
195/55R15	85V	595	201	6J	320AA	E	B	70dB	(C1)
235/60R15	98H/98V	663	240	7J	320AA	—	—	—	—
245/60R15	101H/101V	675	248	7J	320AA	—	—	—	—
195/45R16	84V XL	582	195	6½J	320AA	E	B	71dB	(C1)
205/45ZR16	87W XL	590	206	7J	320AA	E	B	71dB	(C1)
205/50ZR16	91W XL	612	214	6½J	320AA	C	B	71dB	(C1)
205/55ZR16	91W	632	214	6½J	320AA	E	B	70dB	(C1)
215/40ZR16	86W XL	578	218	7½J	320AA	—	—	—	—
215/45ZR16	90W XL	598	218	7½J	420AA	—	—	—	—
215/55ZR16	97W XL	642	226	7J	320AA	C	B	71dB	(C1)
225/50ZR16	96W XL	632	233	7J	320AA	E	B	71dB	(C1)
225/55ZR16	99W XL	654	233	7J	320AA	E	B	71dB	(C1)
225/65R16	100H/100V	698	228	6½J	320AA	—	—	—	—
235/65R16	103H	712	240	7J	320AA	—	—	—	—
205/40ZR17	84W XL	596	212	7½J	320AA	E	B	71dB	(C1)
205/45ZR17	88W XL	616	206	7J	320AA	C	B	71dB	(C1)
205/50ZR17	93W XL	638	214	6½J	320AA	C	B	71dB	(C1)
205/55ZR17	95W XL	658	214	6½J	320AA	—	—	—	—
215/40ZR17	87W XL	604	218	7½J	320AA	E	B	71dB	(C1)
215/45ZR17	91W XL	626	213	7J	320AA	C	B	71dB	(C1)
215/50ZR17	95W XL	648	226	7J	320AA	C	B	71dB	(C1)
215/55ZR17	98W XL	668	226	7J	320AA	C	B	71dB	(C1)
225/45ZR17	94W XL	634	225	7½J	320AA	E	B	71dB	(C1)
225/50ZR17	98W XL	658	233	7J	320AA	C	B	71dB	(C1)
225/55ZR17	101W XL	680	233	7J	320AA	C	B	71dB	(C1)
225/60R17	99H/99V	702	228	6½J	320AA	—	—	—	—
235/45ZR17	97W XL	644	236	8J	320AA	E	B	71dB	(C1)
235/50ZR17	96W	668	245	7½J	320AA	—	—	—	—
235/50ZR17	100W XL	668	245	7½J	320AA	—	—	—	—
235/55ZR17	103W XL	690	245	7½J	320AA	C	B	71dB	(C1)
235/60R17	102H/102V	714	240	7J	320AA	—	—	—	—
245/40ZR17	95W XL	628	248	8½J	320AA	—	—	—	—
245/45ZR17	99W XL	652	243	8J	320AA	E	B	71dB	(C1)
215/35ZR18	84W XL	607	218	7½J	320AA	E	B	71dB	(C1)
215/40ZR18	89W XL	629	218	7½J	320AA	—	—	—	—
225/40ZR18	92W XL	637	230	8J	320AA	E	B	71dB	(C1)
225/45ZR18	95W XL	659	225	7½J	320AA	C	B	71dB	(C1)
225/50ZR18	99W XL	683	233	7J	420AA	C	B	71dB	(C1)
225/55ZR18	102W XL	705	233	7J	320AA	—	—	—	—
235/40ZR18	95W XL	645	241	8½J	320AA	E	B	71dB	(C1)
235/45ZR18	98W XL	669	236	8J	320AA	E	B	71dB	(C1)
235/50ZR18	101W XL	693	245	7½J	320AA	C	B	71dB	(C1)
235/55ZR18	104W XL	715	245	7½J	320AA	C	B	71dB	(C1)
245/40ZR18	97W XL	653	248	8½J	320AA	E	B	71dB	(C1)
245/45ZR18	100W XL	677	243	8J	320AA	C	B	71dB	(C1)
245/50ZR18	100W	703	253	7½J	320AA	—	—	—	—
255/35ZR18	94Y XL	635	260	9J	320AA	E	B	72dB	(C1)
255/40ZR18	99W XL	661	260	9J	320AA	—	—	—	—
255/45ZR18	103W XL	687	255	8½J	320AA	C	B	72dB	(C1)
255/55R18	109H/109V XL	737	265	8J	320AA	—	—	—	—
265/35ZR18	97Y XL	643	271	9½J	320AA	E	B	72dB	(C1)
225/30ZR19	84W XL	619	230	8J	320AA	—	—	—	—
225/35ZR19	88W XL	641	230	8J	320AA	E	B	71dB	(C1)
235/35ZR19	91W XL	647	241	8½J	320AA	E	B	71dB	(C1)
235/45ZR19	99W XL	695	236	8J	320AA	—	—	—	—
245/35ZR19	93W XL	655	248	8½J	320AA	E	B	71dB	(C1)
245/40ZR19	98W XL	679	248	8½J	320AA	—	—	—	—
245/45ZR19	102W XL	703	243	8J	320AA	C	B	71dB	(C1)
255/35ZR19	96W XL	661	260	9J	320AA	—	—	—	—
255/40ZR19	100W XL	687	260	9J	320AA	—	—	—	—
225/35ZR20	90W XL	666	230	8J	320AA	E	B	71dB	(C1)
235/35ZR20	92W XL	672	241	8½J	320AA	E	B	71dB	(C1)
245/35ZR20	95Y XL	680	248	8½J	320AA	E	B	71dB	(C1)
255/35ZR20	97W XL	686	260	9J	320AA	—	—	—	—
265/45ZR20	108W XL	746	266	9J	320AA	—	—	—	—
265/50ZR20	111V XL	774	277	8½J	320AA	C	B	72dB	(C1)
275/40ZR20	106W XL	728	278	9½J	320AA	E	B	72dB	(C1)



SP766

ALL SEASON SUV TIRE H/T



Four wide grooves design provide effective drainage and sufficient wet safety performance.



Design of central rib with sipes promotes the rigidity, help to balance high-speed performance and grip performance on wet land.



The compact shoulder design provide excellent handling performance with low noise.



Multiple blade groove pattern provide excellent grip and handling performance on wet land.

Performance Test



SIZE	LOAD INDEX & SPEED RATING	O.D (MM)	S.W (MM)	STANDARD RIM	U.T.Q.G				
215/75R15	100T	703	216	6J	440AA	E	C	71dB	(C1)
225/75R15	102T	719	223	6J	440AA	E	C	71dB	(C1)
235/75R15	105S	733	235	6½J	440AA				
215/65R16	98H	686	221	6½J	440AA				
215/70R16	100T	708	221	6½J	440AA	E	C	71dB	(C1)
225/70R16	103T	722	228	6½J	440AA	E	C	71dB	(C1)
235/60R16	100H/100V	688	240	7J	440AA	E	C	71dB	(C1)
235/60R16	103T/103H	712	240	7J	440AA				
235/70R16	106T	736	240	7J	440AA	E	C	71dB	(C1)
245/70R16	107T	750	248	7J	440AA	E	C	71dB	(C1)
255/65R16	109H	738	260	7½J	440AA	E	C	72dB	(C1)
255/70R16	111T	764	260	7½J	440AA	E	C	72dB	(C1)
265/70R16	112T	778	272	8J	440AA	E	C	72dB	(C1)
275/70R16	114T/114H	792	279	8J	440AA	E	C	72dB	(C1)
215/60R17	96H	690	221	6½J	440AA	E	C	71dB	(C1)
215/65R17	99H	712	221	6½J	440AA				
225/60R17	99H	712	221	6½J	440AA				
225/65R17	102H	724	228	6½J	440AA				
225/65R17	106H XL	724	228	6½J	440AA	C	C	72dB	(C1)
235/55R17	103V XL	690	245	7½J	440AA	E	C	72dB	(C1)
235/65R17	108H XL	738	240	7J	440AA	C	C	72dB	(C1)
245/65R17	111H XL	750	248	7J	440AA	C	C	72dB	(C1)
255/60R17	106V	738	260	7½J	440AA	E	C	72dB	(C1)
255/65R17	110T/110H	764	260	7½J	440AA				
265/65R17	112H	776	272	8J	440AA	E	C	72dB	(C1)
265/65R17	116H XL	776	272	8J	440AA	C	C	73dB	(C1)
275/65R17	115H	790	279	8J	440AA				
245/70R17	110T/110H	776	248	7J	440AA				
265/70R17	115T/115H	804	272	8J	440AA	C	C	72dB	(C1)
285/65R17	116H XL	802	292	8½J	440AA	E	C	74dB	(C1)
225/60R18	100H/100V	727	228	6½J	440AA				
235/55R18	104V XL	715	245	7½J	440AA	E	C	72dB	(C1)
255/55R18	109V XL	737	265	8J	440AA	E	C	73dB	(C1)
235/60R18	107H XL	739	240	7J	440AA				
235/65R18	110H XL	763	240	7J	440AA				
245/60R18	105H/105V	751	248	7J	440AA				
255/60R18	112H/112V XL	763	260	7½J	440AA				
265/60R18	110H	775	272	8J	440AA	E	C	72dB	(C1)
265/65R18	114H	801	272	8J	440AA				
265/70R18	116T	829	272	8J	440AA				
275/65R18	116H	815	279	8J	440AA	E	C	72dB	(C1)
235/50R19	99V	719	245	7½J	440AA				
245/55R19	103V	753	253	7½J	440AA				
255/50R19	103V	739	265	8J	440AA				
255/50R19	107V XL	739	265	8J	440AA				
255/55R19	111H/111V XL	763	265	8J	440AA				
265/50R19	110V XL	749	277	8½J	440AA				
275/45R19	108V XL	731	273	9J	440AA				
275/55R19	111V	785	284	8½J	440AA				
285/50R20	116V XL	794	297	9J	440AA	C	C	75dB	(C1)
205/70R15	100T XL	669	209	6J	440AA	E	C	72dB	(C1)
255/70R15	108T	739	260	7½J	440AA				
265/70R15	112T/112S	753	272	8J	440AA				



SP786

ALL SEASON SUV TIRE A/T



Chamfer design of the pattern:
Prevent stone nipped, enhance the ability to get rid of the stone



Wide shoulder pattern design:
Enhance the block rigidity, endurance, weight-carrying ability and steering qualities during driving



Staggered central rib design:
Solid staggered central rib design ensures straight-line driving stability and safety



Multi-steel strap design:
Promote the grip performance on wet and dry land, enhance the tractive performance



Performance Test



SIZE	LOAD INDEX & SPEED RATING	O.D (MM)	S.W (MM)	STANDARD RIM	U.T.Q.G	E	E	73dB (C2)
215R15C	113/111S-8PR	724	218	6J	480AB	E	E	73dB (C2)
215/75R15LT	100/97Q-6PR	709	216	6J	480AB	E	E	73dB (C2)
215/75R15LT	100/97R-6PR	709	216	6J	480AB	E	E	73dB (C2)
225/75R15LT	108/104Q-8PR	725	223	6J	480AB	E	E	73dB (C2)
225/75R15LT	108/104R-8PR	725	223	6J	480AB	E	E	73dB (C2)
235/75R15LT	116/113Q-10PR	739	235	6½J	480AB	E	E	73dB (C2)
235/75R15LT	116/113R-10PR	739	235	6½J	480AB	E	E	73dB (C2)
30×9.50R15LT	104Q-6PR	756	240	7½J	480AB	E	E	73dB (C2)
31×10.50R15LT	109R-6PR	781	268	8½J	480AB	E	E	73dB (C2)
31×10.50R15LT	109S-6PR	781	268	8½J	480AB	E	E	73dB (C2)
205R16C	110/108S-8PR	736	208	6J	480AB	E	E	73dB (C2)
215/70R16	100S	708	221	6½J	480AB			
215/70R16	100T	708	221	6½J	480AB			
215/85R16LT	110/107Q-8PR	778	216	6J	480AB	E	E	73dB (C2)
215/85R16LT	110/107R-8PR	778	216	6J	480AB	E	E	73dB (C2)
215/85R16LT	115/112Q-10PR	778	216	6J	480AB	E	E	73dB (C2)
215/85R16LT	115/112R-10PR	778	216	6J	480AB	E	E	73dB (C2)
225/70R16	103S	722	228	6½J	480AB			
225/70R16	103T	722	228	6½J	480AB			
225/75R16LT	115/112Q-10PR	750	223	6J	480AB	E	E	73dB (C2)
225/75R16LT	115/112R-10PR	750	223	6J	480AB	E	E	73dB (C2)
235/70R16	106S	736	240	7J	480AB			
235/70R16	106T	736	240	7J	480AB			
235/85R16LT	120/116Q-10PR	812	235	6½J	480AB	E	E	73dB (C2)
235/85R16LT	120/116R-10PR	812	235	6½J	480AB	E	E	73dB (C2)
245/70R16	107S	750	248	7J	480AB			
245/70R16	107T	750	248	7J	480AB			
245/75R16LT	120/116Q-10PR	780	248	7J	480AB	E	E	73dB (C2)
245/75R16LT	120/116R-10PR	780	248	7J	480AB	E	E	73dB (C2)
255/70R16	111S	764	260	7½J	480AB			
255/70R16	111T	764	260	7½J	480AB			
265/70R16	112S	778	272	8J	480AB			
265/70R16	112T	778	272	8J	480AB			
265/70R16LT	121/118R-10PR	784	272	8J	480AB	E	C	73dB (C2)
265/70R16LT	121/118S-10PR	784	272	8J	480AB	E	C	73dB (C2)
265/75R16LT	123/120Q-10PR	810	267	7½J	480AB	E	C	75dB (C3)
265/75R16LT	123/120R-10PR	810	267	7½J	480AB	E	C	75dB (C3)
275/70R16	114S	792	279	8J	480AB			
275/70R16	114T	792	279	8J	480AB			
285/75R16LT	126/123Q-10PR	840	286	8J	480AB	E	C	75dB (C3)
285/75R16LT	126/123R-10PR	840	286	8J	480AB	E	C	75dB (C3)
235/80R17LT	120/117Q-10PR	814	235	6½J	480AB	E	E	73dB (C2)
235/80R17LT	120/117R-10PR	814	235	6½J	480AB	E	E	73dB (C2)
245/70R17LT	119/116R-10PR	782	248	7J	480AB	E	E	73dB (C2)
245/70R17LT	119/116S-10PR	782	248	7J	480AB	E	E	73dB (C2)
245/75R17LT	121/118Q-10PR	806	248	7J	480AB	E	E	73dB (C2)
245/75R17LT	121/118R-10PR	806	248	7J	480AB	E	E	73dB (C2)
265/65R17	112S	776	272	8J	480AB			
265/65R17	112T	776	272	8J	480AB			
265/70R17	115S	804	272	8J	480AB			
265/70R17	115T	804	272	8J	480AB			
265/70R17LT	121/118R-10PR	810	272	8J	480AB	E	C	73dB (C2)
265/70R17LT	121/118S-10PR	810	272	8J	480AB	E	C	73dB (C2)
275/65R17	115S	790	279	8J	480AB			
275/65R17	115T	790	279	8J	480AB			
285/70R17LT	121/118R-8PR	838	292	8½J	480AB	E	C	73dB (C2)
285/70R17LT	121/118S-8PR	838	292	8½J	480AB	E	C	73dB (C2)
285/60R18	120H	815	297	8J	480AB			
265/70R18LT	124/121R-10PR	829	272	8J	480AB	E	C	75dB (C3)
265/70R18LT	124/121S-10PR	829	272	8J	480AB	E	C	75dB (C3)
275/65R18LT	123/120S-10PR	821	279	8J	480AB	E	C	75dB (C3)





WPRO SP789^{OWL}

ALL SEASON SUV TIRE A/T



white letters

1. High abrasion tread compound combined with widened tread width to enhance expected mileage markedly
2. Specially designed shoulder curve can effectively protect against overwear and avoid early damage
3. Multiple wide grooves to provide excellent drainage performance and wet grip
4. Reinforced tyre body and band structure to provide stronger load capacity

SIZE	LOAD INDEX & SPEED RATING	O.D (MM)	S.W (MM)	STANDARD RIM	U.T.Q.G		
215/70R16	100H	708	221	6.5	---	---	---
265/65R17	112H	776	272	8	---	---	---
265/70R16	112T	778	272	8	---	---	---
265/70R17	115T	804	272	8	---	---	---
LT235/75R15	116/113S	733	235	6.5	---	---	---
LT235/80R17	120/117R	808	235	6.5	---	---	---
LT265/75R16	123/120R	804	267	7.5	---	---	---
LT285/75R16	126/123R	834	286	8	---	---	---
LT285/70R17	121/118S	832	292	8.5	---	---	---
LT245/75R16	120/116R	774	248	7	---	---	---
245/70R16	107T	750	248	7	---	---	---
LT31*10.50R15	109R	775	248	8.5	---	---	---



SP706

RACE TIRE



TIRE FEATURES WITH CARBON NANO-TUBES COMPOUND

1. Low rolling resistance more fuel-efficient eco-friendly
2. No static, more safety
3. High speed performance
4. Lower tread temperature and longer service life

SIZE	LOAD INDEX & SPEED RATING	O.D (MM)	S.W (MM)	STANDARD RIM	U.T.Q.G		
195/50R15	82V	577	201	6J	180AA	---	---
205/45ZR17	88W XL	616	206	7J	180AA	---	---
215/45ZR17	91W XL	626	213	7J	180AA	---	---
225/50ZR17	98W XL	658	233	7J	180AA	---	---
245/45ZR18	100W XL	677	243	8J	180AA	---	---



SP788

UHP TIRE



"Flying wing type" high gradient of single-oriented symmetrical pattern design, giving the tire super visual sense of speed, drainage performance and curve control.



Four wide and deep longitudinal groove design, giving the tire excellent wetland drainage performance and handling stability.



Central wide rib design, ensuring the steering performance.



Variable width of the groove design can effectively avoid airflow frequency vibration, prevent entrained gravel, reduce abnormal wear and improve the tire service life.

Performance Test




SIZE	LOAD INDEX & SPEED RATING	O.D (MM)	S.W (MM)	STANDARD RIM	U.T.Q.G				
255/45ZR17	98W	662	255	8½J	320AA				
255/45R17	98V	662	255	8½J	320AA				
235/45ZR18	98E XL	669	236	8J	320AA				
255/40ZR18	99W XL	661	260	9J	320AA				
235/55ZR19	105W XL	741	245	7½J	320AA				
245/35ZR19	93W XL	655	248	8½J	320AA				
245/45ZR19	102W XL	703	243	8J	320AA				
245/55ZR19	103W	753	253	7½J	320AA				
265/30ZR19	93W XL	643	271	9½J	320AA				
235/30ZR20	88W XL	651	241	8½J	320AA				
245/35ZR20	95W XL	680	248	8½J	320AA				
245/45ZR20	103W XL	728	243	8J	320AA				
245/50ZR20	102W	754	253	7½J	320AA				
255/45ZR20	105W XL	738	255	8½J	320AA				
255/50ZR20	109Y XL	764	265	8J	320AA				
255/50ZR20	109W XL	764	265	8J	320AA				
265/40ZR20	104Y XL	720	271	9½J	320AA				
265/50ZR20	111W XL	774	277	8½J	320AA				
275/35ZR20	102W XL	700	278	9½J	320AA				
275/40ZR20	106W XL	728	278	9½J	320AA				
275/40R20	106V XL	728	278	9½J	320AA				
275/45ZR20	110W XL	756	273	9J	320AA				
275/55R20	117V XL	810	284	8½J	320AA				
275/55ZR20	117W XL	810	284	8½J	320AA				
285/50ZR20	116W XL	794	297	9J	320AA				
225/30ZR22	86W XL	695	230	8J	320AA				
235/30ZR22	90W XL	701	241	8½J	320AA				
245/30ZR22	92W XL	707	248	8½J	320AA				
255/30ZR22	95W XL	713	260	9J	320AA				
265/30ZR22	97W XL	719	271	9½J	320AA				
265/35ZR22	102W XL	745	271	9½J	320AA				
265/40ZR22	106W XL	771	271	9½J	320AA				
285/35ZR22	106W XL	759	290	10J	320AA				
285/45ZR22	114W XL	815	285	9½J	320AA				
295/25ZR22	97Y XL	707	301	10½J	320AA				
295/30ZR22	103W XL	737	301	10½J	320AA				
305/40ZR22	114W XL	803	313	11J	320AA				
305/45ZR22	118W XL	833	303	10J	320AA				
255/30ZR24	97W XL	764	260	9J	320AA				
275/25ZR24	96W XL	748	283	10J	320AA				
275/30ZR24	101W XL	776	278	9½J	320AA				
295/35R24	110V XL	816	301	10½J	320AA				
295/35ZR24	110W XL	816	301	10½J	320AA				
235/50ZR19	103W XL	719	255	7½J	420AA	C	B	70dB (C1)	

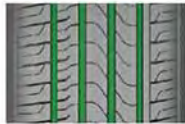


SP7866

UHP TIRE / RUN-FLAT TIRE



Smooth asymmetric pattern, ensuring better controlling performance of outside while enhancing drainage of inside



Four wide and deep longitudinal groove design, giving the tire excellent wetland drainage performance and handling stability.



Outside shoulder reinforcement improving handling performance at curve, effectively preventing abnormal wear.



Bended steel groove, effectively reducing the noise while enlarging ground contact area.



Performance Test



UHP TIRE SIZE RANGE

SIZE	LOAD INDEX & SPEED RATING	O.D (MM)	S.W (MM)	STANDARD RIM	U.T.Q.G				
245/45ZR17	99W XL	652	243	8J	320AA				
235/45ZR18	98W XL	669	236	8J	320AA				
275/40ZR18	99Y	677	278	9½J	320AA				
225/40ZR19	96W XL	685	225	7½J	320AA				
255/45ZR19	104W XL	713	255	8½J	320AA				
285/40ZR19	103Y	711	290	10J	320AA				
285/40ZR19	107Y	711	290	10J	320AA				
245/45ZR20	103W XL	728	243	8J	320AA				
255/40ZR20	101W XL	712	260	9J	320AA				
265/40ZR20	104W XL	720	271	9½J	320AA				
275/40ZR20	106W XL	728	278	9½J	320AA				
275/40ZR20	106V XL	728	278	9½J	320AA				

RUN-FLAT TIRE SIZE RANGE

SIZE	LOAD INDEX & SPEED RATING	O.D (MM)	S.W (MM)	STANDARD RIM	U.T.Q.G				
225/50ZRF17	98W XL	658	233	7J	320AA				
225/55ZRF17	101W XL	680	233	7J	320AA				
225/45ZRF18	95W XL	659	225	7½J	320AA				
245/45ZRF18	100W XL	677	243	8J	320AA				
245/50ZRF18	100W	703	253	7½J	320AA				
255/40ZRF18	99W XL	661	260	9J	320AA				
255/55RF18	109V XL	737	265	8J	320AA				
255/55ZRF18	109W XL	737	265	8J	320AA				
255/50RF19	107V XL	739	265	8J	320AA				
255/50ZRF19	107W XL	739	265	8J	320AA				



SP756

MUD TIRE

PRODUCT FEATURES

Block block shoulder design increases the intensity of the pattern. The high and improve the passing performance. The interlaced middle block and different design on both side improve the cross-country performance. Fearless road conditions, professional MT tire

Performance Test



SIZE	LOAD INDEX & SPEED RATING	STANDARD RIM	MAX. LOAD(kg)	MAX. PRESSURE(kpa)
35*12.5R17LT	121Q	10.0J	1450.00	450
33*12.5R18LT	118Q	10.0J	1320.00	450
35*12.5R18LT	123Q	10.0J	1550.00	450
LT235/75R15	116/113Q 110/110Q	6.5J	1.09	550
30*9.50R15LT	104Q	7.5J	900.00	350
31*10.50R15LT	109Q	8.5J	1030.00	350
LT245/75R16	120/116Q 114/111Q	7.0J	1.10	550
LT265/75R16	123/120Q 119/116Q	7.5J	1.11	550
LT285/75R16	126/123Q	8.0J	1.10	550
LT265/70R17	121/118Q	8.0J	1.10	550
LT285/70R17	121/118Q	8.5J	1.10	550
33*12.50R20LT	114Q	10.0J	1180.00	450
35*12.50R20LT	121Q	10.0J	1450.00	450

SP782

R/T TIRE



SIZE	LOAD INDEX & SPEED RATING	O.D (MM)	S.W (MM)	STANDARD RIM	U.T.Q.G
LT265/75R16	123/120S-10PR	810	267	7½J	—
LT285/75R16	126/123S-10PR	840	286	8J	—
LT265/70R17	121/118S-10PR	810	272	8J	—
LT285/70R17	121/118S-10PR	838	292	8½J	—
33x12.50R17LT	120Q-10PR	832	318	10J	—
33x12.50R18LT	118Q-10PR	832	318	10J	—
37x13.50R18LT	124Q-8PR	934	345	11J	—
P275/60R20	115T	844	279	8J	—
33x12.50R20LT	114Q-10PR	832	318	10J	—
35x12.50R20LT	121Q-10PR	883	318	10J	—
37x13.50R20LT	127Q-10PR	934	345	11J	—
35x12.50R17LT	125Q-10PR	883	318	10J	—
35x12.50R18LT	123Q-10PR	883	318	10J	—

WPRO SP799^{OWL}

MUD TIRE



1. High abrasion tread compound to enhance expected mileage markedly
2. Specially designed shoulder curve can effectively protect against overwear and avoid early damage

white letters

SIZE	LOAD INDEX & SPEED RATING	O.D (MM)	S.W (MM)	STANDARD RIM	U.T.Q.G
31*10.50R15LT	109Q	775	268	8.5	—
LT285/75R16	126/123Q	834	286	8	—
LT245/75R16	120/116Q	774	248	7	—
LT285/70R17	121/118Q	832	292	8.5	—
LT265/75R16	123/120Q	804	267	7.5	—
LT265/70R17	121/118Q	804	272	8	—
33*12.50R20LT	114Q	826	318	10	—
33*12.50R18LT	118Q	826	318	10	—
35*12.50R20LT	121Q	877	318	10	—



SP796 / SP792

COMMERCIAL TIRE VAN

Performance Test



SIZE	LOAD INDEX & SPEED RATING	O.D (MM)	S.W (MM)	STANDARD RIM	U.T.Q.G				
175/65R14C	90/88T-6PR	584	177	5J	—				
185R14C	102/100S-8PR	650	188	5½J	—	C	E	72dB	(C2)
195R14C	106/104S-8PR	666	198	5½J	—	C	E	72dB	(C2)
205R14C	109/107R-8PR	684/686	208	6J	—	C	E	72dB	(C2)
215/75R14C	112/110R-8PR	678	216	6J	—	C	E	72dB	(C2)
195R15C	106/104S-8PR	693	196	5½J	—	C	E	72dB	(C2)
6.50R15C	106/101N-10PR	730	180	5.50F	—				
7.00R15LT	109/105N-10PR	750	200	5.50F	—				
6.50R16C	108/107N-10PR	750	185	4½J	—	C	E	72dB	(C2)
7.00R16C	117/116N-12PR	775	200	5½J	—	C	E	72dB	(C2)
7.50R16C	121/120N-12PR	805	215	6.00G	—	C	E	72dB	(C2)
195/70R15C	104/102S-8PR	655	201	6J	—	C	E	72dB	(C2)
205/70R15C	106/104S-8PR	669	209	6J	—	C	E	72dB	(C2)
215/70R15C	109/107S-8PR	683	221	6½J	—	C	E	72dB	(C2)
225/70R15C	112/110S-8PR	697	228	6½J	—	C	E	72dB	(C2)
175/75R16C	98/96Q-6PR	668	177	5J	—	C	E	72dB	(C2)
185/75R16C	104/102S-8PR	684	184	5J	—	C	E	72dB	(C2)
195/60R16C	99/97T-6PR	640	201	6J	—	C	E	72dB	(C2)
195/65R16C	104/102T-8PR	660	201	6J	—	C	E	72dB	(C2)
195/75R16C	107/105S-8PR	698	196	5½J	—	C	E	72dB	(C2)
205/65R16C	107/105T-8PR	672	209	6J	—	C	E	72dB	(C2)
205/75R16C	110/108R-8PR	714	203	5½J	—	C	E	72dB	(C2)
215/60R16C	103/101T-6PR	664	221	6½J	—	C	E	72dB	(C2)
215/65R16C	109/107T-8PR	686	221	6½J	—	C	E	72dB	(C2)
215/75R16C	113/111S-8PR	728	216	6J	—				
215/75R16C	116/114R-10PR	728	216	6J	—	C	E	72dB	(C2)
225/65R16C	112/110T-8PR	698	228	6½J	—	C	E	72dB	(C2)
225/75R16C	116/114S-8PR	744	223	6J	—				
225/75R16C	121/120R-10PR	744	223	6J	—	C	E	72dB	(C2)
235/65R16C	115/113T-8PR	712	240	7J	—	C	E	72dB	(C2)

SPORTRAK TIRES

ICE AND SNOW PAVEMENT

SAFE DRIVING CONTROL



SP719

WINTER TIRE



1. Specific directed pattern to improve driving stability effectively providing the drivers a better sense of driving
2. wide mian pattern grooves to enhance outstanding wet grip
3. professional snow compound combined with steel disc to ensure safe driving on inclement freezing conditions

SIZE	LOAD INDEX & SPEED RATING	STANDARD RIM
155/70R13	75T	4.5
155/80R13	79T	4.5
165/70R13	79T	5
175/70R13	82T	5
155/65R14	75T	4.5
158/65R14	86H	5.5
165/65R14	79T	5
165/70R14	81T	5
175/65R14	82T	5
175/70R14	84T	5
185/60R14	82H	5.5
185/55R15	82H	6
195/55R15	85H	6
185/60R15	84H	5.5
185/60R15	88T	5.5
195/60R15	88H	6
185/65R15	88H	5.5
195/65R15	91H	6
205/65R15	94H	6
195/55R16	91H	6
205/55R16	91V	6.5
205/55R16	94V	6.5
215/55R16	97H	7

SIZE	LOAD INDEX & SPEED RATING	STANDARD RIM
215/55R16	97V	7
225/55R16	99H	7
205/60R16	92H	6
215/60R16	95H	6.5
215/60R16	99V	6.5
205/65R16C	107/105R	6
215/65R16	98H	6.5
235/65R16C	115/113R	7
215/75R16C	113/111R	6
225/75R16C	121/120R	6
225/45R17	94H	7.5
225/45R17	94V	7.5
235/45R17	97V	8
205/50R17	93V	6.5
225/50R17	98H	7
225/50R17	98V	7
215/55R17	98V	7
225/55R17	97H	7
225/55R17	101V	7
235/35R19	91V	8.5
225/40R18	92V	8
225/45R18	95V	7.5
245/45R18	100V	8

SP775

WINTER TIRE



1. 3D three-dimensional zigzag pattern design ensures the rigidity of the pattern piece while improving the grip, effectively preventing skidding on the road surface of rain and snow.
2. Reinforcement design, improve the pattern block stability, improve control performance and bearing capacity. Wide tire shoulder with trapezoidal mouth design, improve grip, provides excellent hand-ling.

SIZE	LOAD INDEX & SPEED RATING	O.D (MM)	S.W (MM)	STANDARD RIM	U.T.Q.G				
195/60R16C	99/97T	775/730	375	6J	-----				
195/65R16C	104/102T	900/850	475	6J	-----				
195/70R15C	104/102R	900/850	450	6J	-----				
205/65R15C	102/100T	850/800	375	6J	-----				
205/65R16C	107/105T	975/925	475	6J	-----				
205/75R16C	110/108R	1060/1000	475	5 1/2 J	-----				
215/60R16C	108/106T	1000/950	475	6 1/2 J	-----				
215/65R16C	109/107T	1030/975	475	6 1/2 J	-----				
215/70R15C	109/107R	1030/975	450	6 1/2 J	-----				
215/75R16C	113/111R	1150/1090	475	6J	-----				
225/65R16C	112/110R	1120/1060	475	6 1/2 J	-----				
225/70R15C	112/110R	1120/1060	450	6 1/2 J	-----				
235/65R16C	115/113R	1215/1150	475	7J	-----				
185R14C	102/110R	850/800	450	5 1/2 J	-----				
195R14C	106/104R	950/900	450	5 1/2 J	-----				
205/70R15C	106/104R	950/900	450	6J	-----				



SP779

WINTER TIRE



With optimized angle, 3D twisty sipe pattern design ensures the rigidity of pattern block, at the same time, enhances the grip and effectively prevents slipping on ice and snow.



Wide shoulder pattern design enhances the handling and steering performance.



Herringbone tread design and coherent circumferential pattern rib not only improve grip but also ensure lateral handling performance on ice and snow.



Three longitudinal grooves, with excellent drainage performance, effectively prevent lateral slipping on ice and snow.

SIZE	LOAD INDEX & SPEED RATING	STANDARD RIM
155/65R13	73T	4½J
165/60R14	75T	5J
165/60R14	75H	5J
165/70R13	79T	5J
165/70R14	81T	5J
175/65R14	82T	5J
175/70R14	84T	5J
185/60R14	82H	5½J
185/60R14	82T	5½J
185/60R15	84T	5½J
185/60R15	84H	5½J
185/65R14	86T	5½J
185/65R15	88T	5½J
185/65R15	88H	5½J
195/55R15	85T	6J
195/60R14	86T	6J
195/60R14	86H	6J
195/60R15	88T	6J
195/60R15	88H	6J
195/65R15	91H	6J
195/65R15	91T	6J
195/70R15LT	99/96S	6J
205/50R17	93H	6½J
205/50R17	93V	6½J
205/55R16	91H	6½J
205/55R16	91V	6½J
205/60R16	96T	6J
205/60R16	96H	6J
205/65R15	94T	6J
205/65R15	94H	6J
205/65R16	99T	6J
205/70R15	96T	6J
215/45R17	91H	7J
215/50R17	95H	7J
215/50R17	95V	7J
215/55R16	97H	7J
215/55R17	98H	7J
215/55R17	98V	7J
215/55R18	99H	7J
215/55R18	99V	7J
215/60R17	96T	6½J
215/60R17	96H	6½J
215/65R15	96T	6½J
215/65R15	96H	6½J
215/65R16	98T	6½J
215/65R16	95H	6½J
215/70R15	98T	6½J
215/45R17	91V	7J
225/45R17	94H	7½J
225/45R17	94V	7½J
225/50R17	98H	7J
225/50R17	98V	7J
225/55R17	101H	7J

SIZE	LOAD INDEX & SPEED RATING	STANDARD RIM
225/55R17	101V	7J
225/60R16	120H	6½J
225/60R16	102T	6½J
225/60R17	99H	6½J
225/60R17	99T	6½J
225/65R17	102T	6½J
225/65R17	102H	6½J
235/40R18	95H	8½J
235/40R18	95V	8½J
235/45R17	97V	8J
235/50R17	100H	7½J
235/50R18	101H	7½J
235/50R18	101V	7½J
235/50R19	103H	7½J
235/50R19	103V	7½J
235/55R17	103H	7½J
235/55R17	103V	7½J
235/55R18	104H	7½J
235/55R18	104V	7½J
235/55R20	105H	7½J
235/55R20	105V	7½J
245/40R18	97H	8½J
245/40R18	97V	8½J
245/45R18	100H	8½J
245/45R18	100V	8½J
245/45R19	102H	8J
245/45R19	102V	8J
245/45R20	103H	8J
245/45R20	103V	8J
255/40R18	99H	9J
255/40R18	99V	9J
255/45R17	102H	8½J
255/45R17	102V	8½J
255/45R19	104H	8½J
255/45R19	104V	8½J
255/45R20	105H	8½J
255/45R20	105V	8½J
255/50R20	109H	8J
255/50R20	109V	8J
255/55R18	109H	8J
255/55R18	109V	8J
255/55R19	111H	8J
255/55R19	111V	8J
255/55R20	110H	8J
255/55R20	110V	8J
275/45R20	110H	9J
285/65R17	116T	8½J
185/70R14	88T	5½J
195/50R16	88H	6J
215/60R16	95H	6½J
235/65R17	108T	7J
265/65R17	112T	8J

SP718

TAXI PATTERN TIRE



Performance Test



SIZE	LOAD INDEX & SPEED RATING	O.D (MM)	S.W (MM)	STANDARD RIM	U.T.Q.G				
155R13C	85/83S-6PR	578	157	4½J	460AA	—	—	—	—
155/65R13	73T/73H	532	157	4½J	460AA	—	—	—	—
165R13C	91/89S-6PR	596	167	4½J	460AA	—	—	—	—
165/65R13	77T	544	170	5.00B	460AA	—	—	—	—
165/70R13	79T	562	170	5.00B	460AA	—	—	—	—
165/70R13C	88/86S-6PR	562	170	5J	460AA	—	—	—	—
175/60R13	77H	540	177	5J	460AA	—	—	—	—
175/70R13	82T	576	177	5.00B	460AA	—	—	—	—
185/70R13	86T	590	189	5.00B	460AA	—	—	—	—
165/60R14	75H	554	170	5J	460AA	—	—	—	—
165/70R14	81H	588	170	5J	460AA	—	—	—	—
175/65R14	82H	584	177	5J	460AA	—	—	—	—
175/70R14	74T	602	177	5J	460AA	—	—	—	—
175/70R14LT	95/93S	602	177	5J	460AA	—	—	—	—
175/70R14C	99/98S	618	177	5J	460AA	—	—	—	—
185/60R14	82H	578	189	5½J	460AA	—	—	—	—
185/65R14	86H	596	189	5½J	460AA	—	—	—	—
185/70R14	88T	616	189	5½J	460AA	—	—	—	—
185/80R14	91T	652	184	5J	460AA	—	—	—	—
185R14C	102/100T-8PR	650	188	5½J	460AA	—	—	—	—
185R14LT	102/100T-8PR	650	188	5½J	460AA	—	—	—	—
195/60R14	86H	590	201	6J	460AA	—	—	—	—
195/70R14	91H	630	201	6J	460AA	—	—	—	—
195R14C	106/104S-8PR	666	198	5½J	460AA	—	—	—	—
195R14LT	105/103S-8PR	666	198	5½J	460AA	—	—	—	—
205/70R14	95H	644	209	6J	460AA	—	—	—	—
175/65R15	84H	609	177	5J	460AA	—	—	—	—
185/60R15	84/88H	603	189	5½J	460AA	—	—	—	—
185/65R15	88H	621	189	5½J	460AA	—	—	—	—
195/60R15	88H	615	201	6J	460AA	—	—	—	—
195/65R15	91H	635	201	6J	460AA	—	—	—	—

WPRO SP769S WSW

COMMERCIAL TIRE VAN



1. High abrasion tread compound to enhance expected mileage markedly
2. Three straight mian pattern grooves to enhance outstanding wet grip
3. Reinforced tyre body and band structure to provide stronger load capacity

SIZE	LOAD INDEX & SPEED RATING	O.D (MM)	S.W (MM)	STANDARD RIM	U.T.Q.G				
185R14C	102/100Q	650	188	5.5	—	—	—	—	—
195R14C	106/104Q	666	198	5.5	—	—	—	—	—
195R15C	106/104Q	693	196	5.5	—	—	—	—	—
195/70R15C	104/102R	655	201	6	—	—	—	—	—
205/70R15C	106/104R	669	209	6	—	—	—	—	—
225/70R15C	112/110R	697	228	6.5	—	—	—	—	—

SP772

UHP TIRE



Performance Test



SIZE	LOAD INDEX & SPEED RATING	O.D (MM)	S.W (MM)	STANDARD RIM	U.T.Q.G				
225/55R19	99V	731	233	7J	—	C	B	71dB (C1)	—
215/50R18	96V XL	673	226	7J	—	C	B	72dB (C1)	—
225/65R17	102H	724	228	6½J	—	C	B	71dB (C1)	—
245/45R19	102V	703	243	8J	—	C	B	72dB (C1)	—
255/45ZR20	105W XL	738	255	8½J	—	C	B	73dB (C1)	—
245/50R20	102V	754	253	7½J	—	C	B	71dB (C1)	—

SP762

UHP TIRE



Performance Test



SIZE	LOAD INDEX & SPEED RATING	O.D (MM)	S.W (MM)	STANDARD RIM	U.T.Q.G				
205/45ZR16	87W	590	206	7J	—	C	B	72dB (C1)	—
215/40ZR17	87W	604	218	7½J	—	C	B	72dB (C1)	—
215/45ZR17	91W	626	213	7J	—	C	B	72dB (C1)	—
215/45ZR18	93W	651	213	7J	—	C	B	72dB (C1)	—
215/50ZR17	95W XL	648	226	7J	—	C	B	72dB (C1)	—
215/55R18	99V XL	693	226	7J	—	C	B	72dB (C1)	—
225/40ZR18	92W XL	637	230	8J	—	C	B	72dB (C1)	—
225/45ZR17	94W XL	634	225	7½J	—	C	B	72dB (C1)	—
225/45ZR18	95W XL	659	225	7½J	—	C	B	72dB (C1)	—
235/40ZR18	95W XL	645	241	8½J	—	C	B	72dB (C1)	—
235/50ZR18	101W	693	245	7½J	—	C	B	72dB (C1)	—
235/50R19	103V XL	719	245	7½J	—	C	B	72dB (C1)	—
235/55R18	104V XL	715	245	7½J	—	C	B	72dB (C1)	—
245/45ZR18	100W	677	243	8J	—	C	B	72dB (C1)	—
265/50ZR20	111W XL	774	277	8½J	—	C	B	73dB (C1)	—
265/40ZR21	105W XL	745	271	9½J	—	C	B	73dB (C1)	—
265/45ZR21	104W	771	266	9J	—	C	B	72dB (C1)	—